

# Mandiri Investa Atraktif (Class A)

## Equity Fund

NAV/Unit IDR 3.603,84

### Reporting Date

30 April 2026

### Effective Statement

S-1521/PM/2005

### Effective Date

10 June 2005

### Custodian Bank

Bank HSBC

### Inception Date

30 August 2005

### AUM MITRA-A

IDR 710,18 Billion

### Total AUM MITRA

IDR 727,47 Billion

### Currency

Indonesian Rupiah (IDR)

### Pricing Frequency

Daily

### Minimum Initial Investment

IDR 250.000.000

### Number of Offered Units

4.000.000.000 (Four Billion)

### Management Fee

Max. 2% p.a

### Custodian Fee

Max. 0,25% p.a

### Subscription Fee

Min. 0,5% &amp; Max. 3%

### Redemption Fee

Max. 2%

### Switching Fee

Max. 2%

### ISIN Code

IDN000507803

### Bloomberg Code

MANTRAA:IJ

### Benefits Of Mutual Fund

- Professional management
- Investment diversification
- Investment value growth potential
- Easy investment disbursement

### Main Risk Factor

- Risk of Deteriorating Economic and Political Condition
- Risk of Default
- Risk of Liquidity
- Risk of Diminishing of NAV of each participation unit
- Risk of Dissolution and Liquidation
- Risk of Electronic Media Transaction

### Investment Period

< 3    3 - 5    > 5

> 5 : Long Term

### Risk Period

Low    Medium    High

High

### Description

MITRA Fund investing in Equity with Long Term Period and categorized High Risk. This Mutual fund's Portfolio carries various risks for investor.

### Information on Mutual Fund Ownership

Confirmation letter for subscription, redemption and switching of mutual funds are valid legal proof of mutual fund ownership issued and delivered by the custodian bank. In case there is Securities Ownership (AKSES) facility, Participation Unit Holders could see Mutual Fund ownership through KSEI Akses webpage, <https://akses.ksei.co.id/>.

## About Mandiri Investasi

PT Mandiri Manajemen Investasi (Mandiri Investasi) is a separate subsidiary of PT Mandiri Sekuritas established in October 26, 2004. PT Mandiri Sekuritas is Indonesia's leading investment bank and a subsidiary of PT Bank Mandiri (Persero) Tbk., the country's largest state-owned Bank. Mandiri Investasi and/or its predecessors have been managing investment portfolios since 1993, with Business License Number: No. Kep-11/PM/MI/2004. Mandiri Investasi is one of the Indonesia's largest domestic mutual fund with total assets under management totaling Rp 65,40 Trillion (as of 30 April 2026).

## Custodian Bank

PT Bank HSBC Indonesia (formerly PT Bank Ekonomi Raharja), which has been operating in Indonesia since 1989, is part of the HSBC Group and has a license from OJK to operate as a custodian in the capital market based on decision No KEP.02/PM.2/2017 dated 20 January 2017, therefore registered with and supervised by the Financial Services Authority (OJK).

## Investment Objective

To provide an attractive level of investment income in the long term.

## Investment Policy\*

Equity Securities	: 80% - 98%
Debt Securities	: 0% - 20%
Money Market	: 2% - 20%

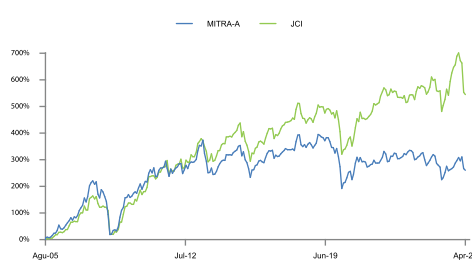
\* Excluding cash and cash equivalents

## Portfolio Allocation\*

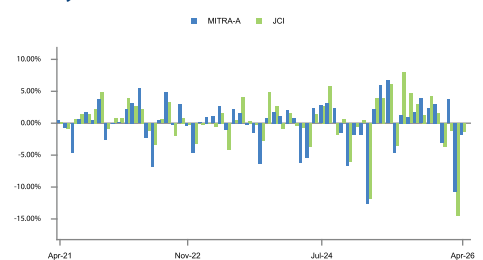
Equity	: 90,50%
Bonds	: 0,00%
Deposit	: 5,68%

\* Excluding cash and cash equivalents

## Fund Performance



## Monthly Return



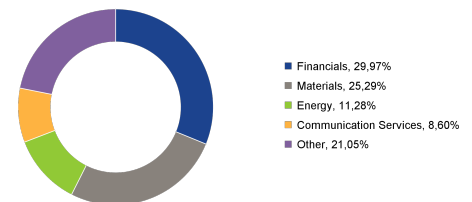
## Top Holdings

(In Alphabetical Order)

Aneka Tambang Tbk.	Equity	3,98%
Astra International Tbk	Equity	6,74%
Bank Central Asia Tbk.	Equity	5,57%
Bank Mandiri (Persero) Tbk.	Equity	7,04%
Bank Negara Indonesia (Persero) Tbk.	Equity	3,52%
Bank Rakyat Indonesia (Persero) Tbk.	Equity	5,52%
Merdeka Copper Gold Tbk.	Equity	4,45%
Telkom Indonesia (Persero) Tbk.	Equity	5,82%
Timah Tbk.	Equity	3,56%
Vale Indonesia Tbk	Equity	4,66%

## Sector Allocation

(5 Biggest Sector)



## Performance - 30 April 2026

	1 Month	3 Months	6 Months	1 Year	3 Years	5 Years	YTD	Since Inception
MITRA-A	: -1,72%	-8,96%	-6,95%	2,43%	-14,86%	-8,45%	-11,76%	260,39%
Benchmark*	: -1,30%	-16,48%	-14,79%	2,81%	0,59%	16,03%	-19,55%	544,65%

\*Benchmark Description:  
Since March 2017 until now the benchmark is JCI  
Since March 2013 - February 2017 the benchmark was LQ45  
Since August 2005 - February 2013 the benchmark was JCI

Highest Month (April 2009) **25,34%**

Lowest Month (October 2008) **-38,83%**

This Mutual fund had the highest performance of 25,34% in April 2009 and reached the lowest performance of -38,83% in October 2008.

## Market Outlook

JCI traded with heightened volatility and a weakening bias throughout April 2026, primarily driven by rupiah depreciation. Escalating tensions in the Middle East kept oil prices elevated above USD100/bbl, reinforcing global risk-off sentiment. This was further exacerbated by a stronger US dollar and the Federal Reserve's higher-for-longer stance, which kept US Treasury yields elevated and triggered capital outflows from emerging markets. Domestically, pressures were compounded by seasonal FX demand (imports and dividend payments), as well as Indonesia's position as a net oil importer, where higher energy prices weighed on the external balance and increased fiscal risks. On a more constructive note, progress has been made in addressing MSCI-related concerns through market transparency reforms, including disclosure of share ownership above 1%, ownership concentration (HSC), increased granularity across 39 investor categories, and a higher minimum free float threshold of 15%. From a macro perspective, manufacturing PMI came in at 50.1, still in expansion territory but down from 53.8. Inflation eased to 3.48% yoy, with core inflation at 2.52% and monthly inflation at 0.41% mom. The trade balance recorded a surplus of USD1.28 billion in February 2026, narrowing due to stronger import growth +10.85% yoy relative to exports +1.01% yoy; cumulatively, the surplus reached USD6.59 billion for 2M26. Foreign exchange reserves declined to USD148.2 billion amid rupiah stabilization efforts, equivalent to 6.0 months of imports. On the demand side, retail sales grew 6.5% yoy in February 2026, supported by Ramadan-related spending, although consumer confidence (CCI) declined to 122 in March 2026. Bank Indonesia, in its April 21-22, 2026 meeting, decided to keep the policy rate unchanged at 4.75%. Meanwhile, credit growth accelerated to 9.49% yoy in March 2026, with the liquid assets-to-deposits ratio at 27.85% and deposit growth at 13.55% yoy.

## Fund Bank Account

PT Bank HSBC Indonesia  
REKSA DANA MANDIRI INVESTA ATRAKTIF  
001-840180-069

PT Bank Mandiri (Persero). Tbk Cabang Bursa Efek Indonesia, Jakarta  
REKSA DANA MANDIRI INVESTA ATRAKTIF  
104-000-441-2685

## DISCLAIMER

INVESTMENT IN MUTUAL FUND CONTAIN RISK. PRIOR TO INVESTING IN MUTUAL FUND, POTENTIAL INVESTOR MUST READ AND UNDERSTAND THE PROSPECTUS. PAST PERFORMANCE DOES NOT GUARANTEE / REFLECT THE FUTURE PERFORMANCE OF THE FUND. FINANCIAL SERVICE AUTHORITY (OJK) NEITHER GIVE ANY STATEMENT TO APPROVE OR REJECT THE SECURITIES NOR EXPRESS THE ACCURACY OR ADEQUACY OF THE CONTENTS OF MUTUAL FUND'S PROSPECTUS. ANY CONTRADICTION STATEMENT SHALL BE LEGAL BREACH. MUTUAL FUND IS A CAPITAL MARKET PRODUCT AND NOT A PRODUCT PUBLISHED BY SELLING AGENT/BANKS THE SELLING AGENT OF THE FUND SHALL NOT RESPONSIBLE FOR ANY CLAIM AND RISKS OF THE MANAGEMENT OF THE MUTUAL FUND'S PORTFOLIO BY INVESTMENT MANAGER.

This product information summary does not replace the Mutual Fund Prospectus and prepared by PT Mandiri Manajemen Investasi only for information needs and does not constitute an offer to buy or sell. All information contained in this document is presented correctly. If necessary, investors are advised to seek professional opinion before making an investment decision. Past performance is not necessarily a guide to future performance and is not also an estimate made to give an indication regarding future performance or trends.

PT Mandiri Manajemen Investasi is licensed and supervised by the Indonesia Financial Services Authority (Otoritas Jasa Keuangan) and every product offering is conducted by officers who are registered and supervised by the Indonesia Financial Services Authority (Otoritas Jasa Keuangan)

## PT Mandiri Manajemen Investasi

Menara Mandiri 2 Lantai 15, Jl. Jend. Sudirman Kav. 54-55  
Jakarta 12190, Indonesia Call Center: (021) 526 3505



Mandiri investasi



Mandiri.investasi



Mandiri Investasi

Further information and Fund Prospectus can be accessed through our site [www.mandiri-investasi.co.id](http://www.mandiri-investasi.co.id)