

# Schroder Dynamic Balanced Fund

All data expressed as of 28 May 2025, unless otherwise stated.

Fund Category: Balanced

Effective Date	22 May 2014																								
Effective Statement	S-244/D.04/2014																								
Launch date	10 June 2014																								
Currency	IDR																								
Unit Price (NAV per Unit)	IDR 1,696.41																								
Fund Size	IDR 103,553,018,484																								
Minimum Initial Subscription	IDR 10,000																								
(Not applicable if subscription is made via Mutual Fund Selling Agent).																									
Number of Offered Units	3,000,000,000																								
Valuation Period	Daily																								
Subscription Fee	Maximum 2%																								
Redemption Fee	Maximum 1%																								
Switching Fee	Maximum 1.5%																								
Management Fee	Maximum 2.5% p.a.																								
Custodian Bank	PT Bank HSBC Indonesia																								
Custodian Fee	Maximum 0.25% p.a.																								
ISIN Code	IDN000179108																								
Bloomberg Ticker	SCHSDBF IJ																								
Benchmark	80% JCI 20% IBPA Gov't Bond Index (*)																								
Main Risk Factor	Risk of Deteriorating Economic and Political Conditions Risk of Decrease In Investment Value Risk of Liquidity Risk of Dissolution and Liquidation Risk of Regulatory Change																								
Risk Level	<div><div><div>Low Risk Potentially Lower Return</div><div>High Risk Potentially Higher Return</div></div><table><tr><th colspan="4">Risk Level</th></tr><tr><th>Low</th><th>Medium</th><th colspan="2">High</th></tr><tr><td>1</td><td>2</td><td>3</td><td>4</td></tr><tr><td><div></div></td><td><div></div></td><td><div></div></td><td><div></div></td></tr><tr><td></td><td></td><td><div></div></td><td></td></tr><tr><td>Money Market</td><td>Fixed Income</td><td>Mixed Asset</td><td>Equity</td></tr></table></div>	Risk Level				Low	Medium	High		1	2	3	4	<div></div>	<div></div>	<div></div>	<div></div>			<div></div>		Money Market	Fixed Income	Mixed Asset	Equity
Risk Level																									
Low	Medium	High																							
1	2	3	4																						
<div></div>	<div></div>	<div></div>	<div></div>																						
		<div></div>																							
Money Market	Fixed Income	Mixed Asset	Equity																						
Source: Schroders.																									

## About Schroders

PT. Schroder Investment Management Indonesia ("PTSIMI") is a 99% owned subsidiary of Schroders Plc. headquartered in the United Kingdom. Schroders started its investment management business in 1926 and managed funds approximately USD 975.3 billion (as of December 2024) for its clients worldwide. PT. SIMI manages funds aggregating IDR 58.31 trillion (as of May 2025) for its retail and institutional clients in Indonesia including pension funds, insurance companies and social foundations. PTSIMI is licensed and supervised by the Financial Services Authority (OJK) based on decree no. KEP-04/PM/MI/1997 dated 25 April 1997.

## Investment Objective

Schroder Dynamic Balanced Fund aims to provide an optimum long-term capital growth through active investment strategy in equities, debt securities and money market instruments including time deposit.

## Investment Policy

Equities	1 - 79%
Debt Securities	1 - 79%
Money Market	1 - 79%

## Asset Allocation as of Reporting Date

Equities	68.48%
Debt Securities	28.34%
Money Market	3.17%

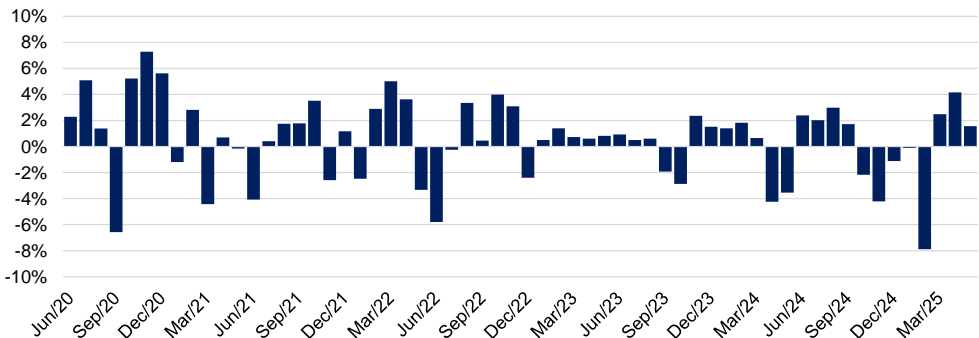
## Top Holdings

Bank Central Asia Tbk. (Equity)	9.67%
Bank Mandiri (Persero) Tbk. (Equity)	7.84%
Bank Rakyat Indonesia (Persero) Tbk. (Equity)	6.36%
GoTo Gojek Tokopedia Tbk. (Equity)	6.15%
Indofood CBP Sukses Makmur Tbk. (Equity)	4.74%
Kalbe Farma Tbk. (Equity)	2.82%
Mitra Adiperkasa Tbk. (Equity)	5.23%
OBLIGASI NEGARA REPUBLIK INDONESIA SERI FR0100 (Bond)	7.18%
OBLIGASI NEGARA REPUBLIK INDONESIA SERI FR0106 (Bond)	2.93%
SBSN SERI PBS029 (Bond)	3.38%

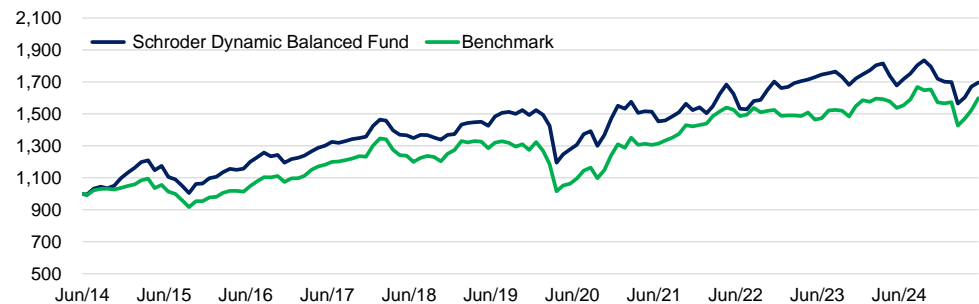
## Investment Performance

Period	1 Month	3 Month	6 Month	YTD	1 Year	3 Year	5 Year	SI ^
Fund	1.57%	8.41%	-1.37%	-0.25%	1.15%	4.26%	32.78%	69.64%
Benchmark	4.96%	11.99%	1.63%	2.03%	3.98%	4.74%	50.29%	59.82%
The Best Monthly Return	7.28% (Nov-20)							^ Since Inception
The Worst Monthly Return	-16.23% (Mar-20)							

## Monthly Returns During the Last 5 Years




## Unit Price Movement Since Inception



### (\*) Benchmark History

Since March 2017 : 80% JCI + 20% IBPA Government Bond Index  
Prior to March 2017 : 70% JCI + 30% Average Time Deposit Rate

### Awards



### About Custodian Bank

PT Bank HSBC Indonesia (formerly PT Bank Ekonomi Raharja), which has been operating in Indonesia since 1989, is part of the HSBC Group and has a license from OJK to operate as a custodian in the capital market based on decision No KEP-02/PM.2/2017 dated 20 January 2017. PT Bank HSBC Indonesia is registered and supervised by the OJK.

MORE INFORMATION IS AVAILABLE IN THE FUND'S PROSPECTUS, WHICH IS AVAILABLE AT [WWW.SCHRODERS.CO.ID](http://WWW.SCHRODERS.CO.ID)

BASED ON THE PREVAILING OJK REGULATION, SUBSCRIPTION, SWITCHING AND REDEMPTION CONFIRMATION LETTERS ARE VALID PROOF OF MUTUAL FUND UNITS OWNERSHIP, WHICH ARE ISSUED AND DELIVERED BY THE CUSTODIAN BANK.

INVESTMENT THROUGH MUTUAL FUNDS CONTAINS RISK. PRIOR TO INVESTING IN MUTUAL FUND, PROSPECTIVE INVESTORS MUST READ AND UNDERSTAND THE PROSPECTUS. PAST PERFORMANCE DOES NOT GUARANTEE/REFLECT INDICATIONS OF FUTURE PERFORMANCE. THE INDONESIAN FINANCIAL SERVICES AUTHORITY (OJK) MAKES NO STATEMENT OF APPROVAL OR DISAPPROVAL OF THIS INSTRUMENT, NOR EXPRESSING THE ACCURACY OR ADEQUACY OF THE CONTENTS OF THIS MUTUAL FUND PROSPECTUS. ANY STATEMENT CONTRARY WITH THESE MATTER IS AN ILLEGAL ACT.

Mutual fund is a capital market product and is not issued by Mutual Fund Selling Agent/banks. Mutual Fund Selling Agent is not responsible for the demands and risks of managing the mutual fund portfolio carried out by PT Schroder Investment Management Indonesia ("PTSIMI"). This fund factsheet does not replace the Mutual Fund Prospectus and has been prepared by PTSIMI for information purposes only and is not an offer to buy or a request to sell. All information contained in this document is presented correctly. If necessary, investors are advised to seek professional opinion before making investment decisions. Past performance is not necessarily a guide to future performance, nor are estimates made to give an indication of future performance or trends. PTSIMI as the Investment Manager is registered and supervised by the OJK.



Facebook: [Schroders Indonesia](#) Youtube: [Schroders Indonesia](#) LinkedIn: [Schroders](#)

**Schroders**