

Fund Factsheet

Reksa Dana

Manulife Saham Syariah Asia Pasifik Dollar AS

May 2025

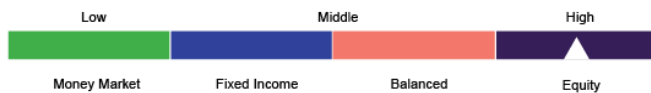
Sharia Equity Mutual Fund

| | |
|-------------------------|-----------------------------|
| Effective date | : 04 Dec 15 |
| Effective Letter number | : OJK No.S-594/D.04/2015 |
| Inception date | : 15 Feb 16 |
| Currency | : US dollar |
| Net Asset Value/unit | : USD1.2209 |
| Total Net Asset Value | : USD90,698,914.85 |
| Minimum investment | : Initial : USD10,000.00 |
| | : Next : USD100.00 |
| Units offered | : 800,000,000 |
| Valuation | : Daily |
| Deferred Sales Charge | : Year 1 : 1.25% |
| | : Year 2 : 0.00% |
| Switching fee | : Max. 1.00% |
| Management fee | : Max. 3.00% |
| Custodian fee | : Max. 0.25% |
| Custodian bank | : Citibank, N.A., Indonesia |
| ISIN Code | : IDN000226701 |

Major risks

Risks arising from reduced unit value, liquidity, changes in the allocation of securities in investment policy, changes in economic and political conditions, investment values, changes in tax regulations, interest rates, exchange rate risks, liquidation.

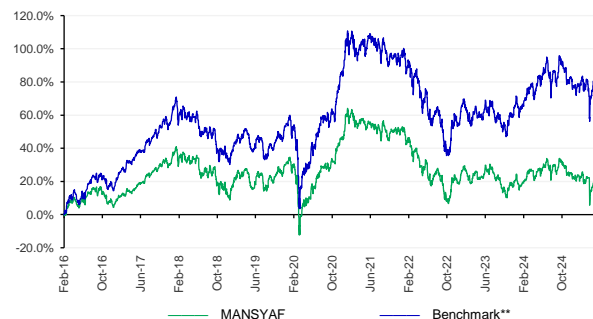
Risk classification



Risk descriptions

Low: This mutual fund has a relatively stable movement with limited growth potential. **Medium:** This mutual fund has a low to moderate movement with moderate growth potential. **High:** This mutual fund has a relatively volatile movement with relatively high growth potential.

Performance since inception



Custodian bank

Citibank, N.A. ("Citibank") has been operating in Indonesia and carrying out activities as a commercial bank since 1968. Citibank is a custodian bank registered and supervised by the Otoritas Jasa Keuangan ("OJK") with Baepam No. Kep-91/PM/1991 dated October 19, 1991.

Customer services

Weekdays 08.00 - 17.00 WIB
 Telephone : 021 2555 2255
 Email : hai@manulifeam.com
 Chat : manulifeim.co.id
 ifunds.manulifeim.co.id
 WhatsApp : 08112552256

Social media

Facebook : reksa.dana.manulife
 Instagram : @reksa.dana.manulife
 Twitter : @ManulifeRD
 YouTube : Reksa Dana Manulife

Investment manager

Established in 1996, PT Manulife Aset Manajemen Indonesia (MAMI) is a member of Manulife that offers investment management and mutual fund products in Indonesia. Since its establishment, MAMI has consistently maintained its position as one of the leading companies in Indonesia's investment management industry, with asset under management of IDR 97.4 trillion as per March 2025. MAMI manages 33 mutual funds comprising money market, balanced, fixed income, equity, in Rupiah and US Dollar, as well as sharia. MAMI is registered and supervised by Otoritas Jasa Keuangan, and licensed No. Kep-07/PM/MI/1997 dated 21 August, 1997.

Investment objective

Manulife Saham Syariah Asia Pasifik Dollar AS ("MANSYAF") aims to provide long-term capital appreciation through investment in Sharia-compliant equity securities sold through Public Offering and/or traded in Stock Exchanges in the Asia-Pacific region.

Investment allocation

| | |
|--------------------------------|-------------|
| Sharia Equity | : 80 - 100% |
| Sharia Fixed Income Securities | : 0 - 20% |
| /Sukuk /Sharia Money Market | |

Top 10 holdings

| | |
|--------------------------------|-------|
| Samsung Electronics Co Ltd | 5.37% |
| SK Hynix Inc | 5.07% |
| CSL Ltd | 4.17% |
| BHP Group Ltd | 3.80% |
| Reliance Industries Ltd | 3.34% |
| Contemporary Amperex Technolog | 3.12% |
| Telstra Group Ltd | 2.43% |
| Advantech Co Ltd | 2.29% |
| NARI Technology Co Ltd | 2.21% |
| Xiaomi Corp | 2.18% |

% portfolio

| | |
|-----------------------------------|----------|
| Offshore Sharia Equity Securities | : 95.04% |
| Onshore Sharia Equity Securities | : 3.43% |
| Sharia Money Market | : 1.53% |

Sector allocation*

| | |
|------------------------|--------|
| Information Technology | 29.87% |
| Industrials | 15.22% |
| Consumer Discretionary | 12.74% |
| Others | 42.17% |

Performance

| | YTD | 1 Mo | 3 Mo | 6 Mo | 1 Yr | 3 Yr* | 5 Yr* | Since Inception* |
|-------------|-------|-------|-------|--------|--------|--------|-------|------------------|
| MANSYAF | 0.02% | 3.84% | 1.92% | -1.00% | -0.91% | -2.84% | 2.21% | 2.17% |
| Benchmark** | 4.74% | 4.61% | 6.02% | 3.70% | 4.56% | 1.82% | 7.23% | 6.88% |

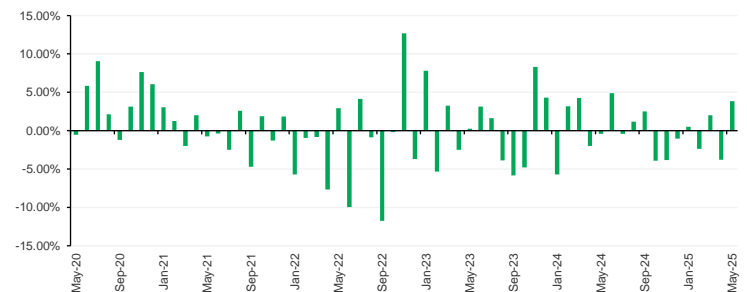
| | | |
|---------------|--------|--------|
| Highest month | Nov 22 | 12.71% |
|---------------|--------|--------|

| | | |
|--------------|--------|---------|
| Lowest month | Mar 20 | -15.74% |
|--------------|--------|---------|

Notes

^ Based on GICS (Global Industry Classification Standards).
 * Annualized performance using compound method, for products older than one year since inception.
 ** Performance benchmark of Mutual Fund is FTSE Sharia Asia-Pacific ex-Japan.
 # For products launched <5 years ago, monthly performance graph displayed is since inception.

Monthly performance for the last 5 years*



For more information, Prospectus can be found at manulifeim.co.id. In compliance with OJK regulation, confirmation statements of subscription, switching and redemption transactions are valid proof of ownership of the Participation Unit of mutual fund, issued by the custodian bank and can be seen at <https://akses.ksei.co.id>.

Disclaimer

Investment in mutual funds involves risks. Before making investment decision, potential investor must read and understand the prospectus. Past performance does not guarantee/indicate future performance. Otoritas Jasa Keuangan does not provide a statement of approval or disapproval of this Securities, nor does it state the truth or adequacy of the contents of this mutual fund's prospectus. Any statement that contradicts these matters is illegal. Mutual funds are Capital Market products and not products issued by Selling Agents/Banks. Investments in mutual funds are not part of bank's third party deposits and are not included in the scope of the deposit insurance program of The Indonesia Deposit Insurance Corporation. Selling Agents are not responsible for any claims and risks of managing portfolio of the mutual funds carried out by the Investment Manager. This product information summary does not substitute fund prospectus and is prepared by PT Manulife Aset Manajemen Indonesia solely for informational purpose and does not constitute a solicitation to buy or sell securities. Information provided in this document is presented correctly. Investors are advised to seek professional opinion before making an investment decision. Past performance is not an indication of future performance, nor is it estimation of future performance or trends. PT Manulife Aset Manajemen Indonesia is an Investment Manager licensed and supervised by OJK.